

**CADET PIPE BAND MUSICIAN  
TENOR DRUM FLOURISHING SYMBOL TABLE**

**Level 1**

1.	Mallets Crossed Overhead	-	
2.	Mallet on Drum	-	
3.	Single	-	
4.	Double	-	
5.	Figure Eight	-	
6.	Reverse Figure Eight	-	
7.	Reverse "C" (Brush Technique)	-	

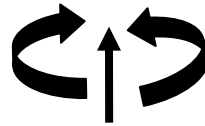
8. Standard "S" (Brush Technique) -

9. Double "L" (Brush Technique) -

**Level 2**

10. Pinwheel -

11. Around the World -



12. Single Bye – Bye




13. Double Bye – Bye -


14. Reverse Bye – Bye -

15. Reverse Double Bye - Bye -


**Level 3**

16. Crossover - 

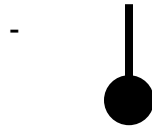
17. Reverse Crossover - 

18. Double Crossover - 

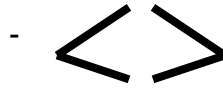
19. Reverse Double Crossover - 

20. Front Stalls - 

21. Reverse Stall



22. Crossed Arm Stall



23. Butterfly



**Level 4**

24. Monkey Flip



25. Outside Flip (Right)



26. Outside Flip (Left)



27. Double Outside Flip -

28. Reverse Butterfly -



29. Flourish Transition -

30. Reverse Single -

31. Reverse Double -

32. Reverse Cross Arm Stall -

**Level 5**

33. Mallets on Shoulders -

34. Mallets at Armpit -



35. Cross Body – (Shoulders) -



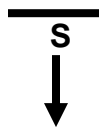
36. Cross Body - (Waist) -





37. Flat Singles -




38. Reverse Flat Singles -




39. Bye – Bye (Vertical) - 

40. Bye – Bye (Drumhead) - 

41. Reverse Pinwheel -

42. Figure Eight (Vertical) - 

43. Figure Eight (Drumhead) - 

44.

Bye – Bye Transition

-



45.

Bye – Bye (same direction)

-

